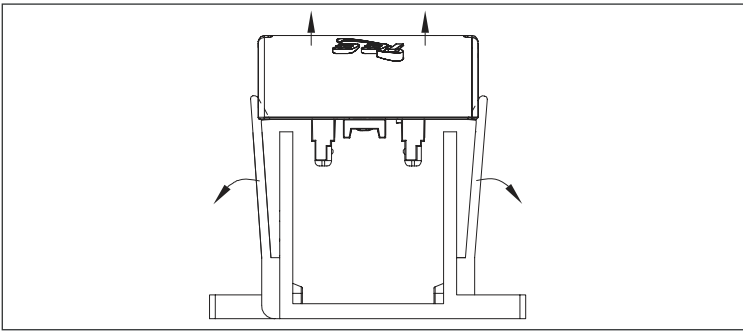


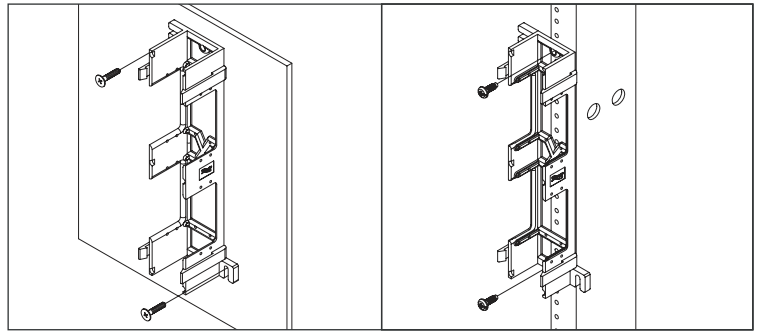


12-Port CAT 6 & CAT 5e Vertical Data Patch Panels

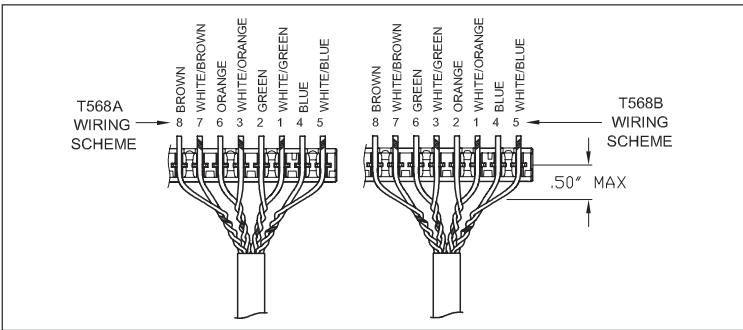
INSTALLATION INSTRUCTIONS



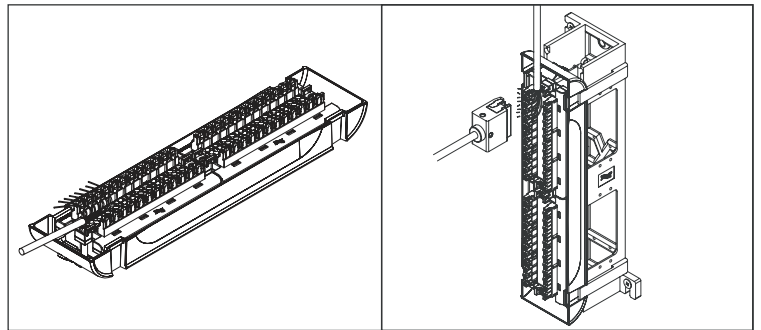
Step 1. Detach the mounting bracket from the patch panel.



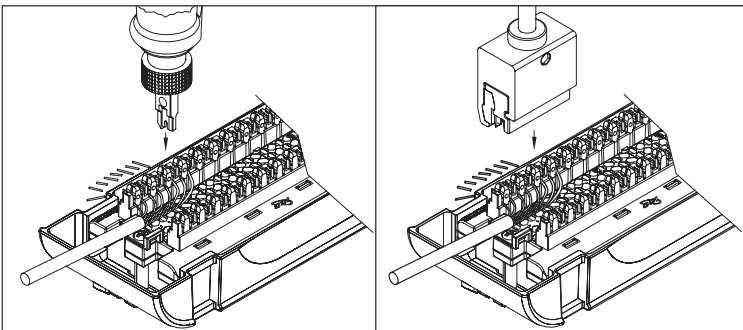
Step 2. Mount the bracket to the backboard or to a rack with EIA-310-D mounting hole pattern. Screws sold separately.



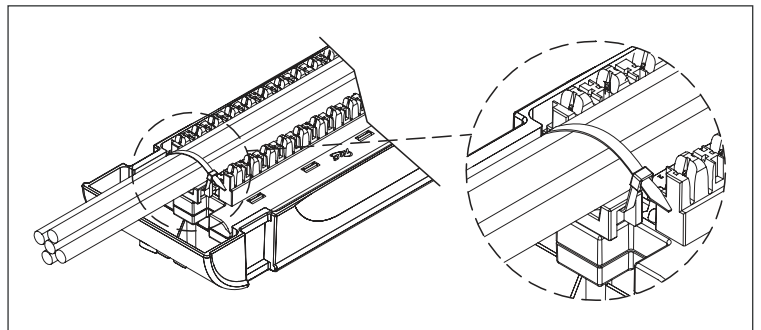
Step 3. Choose between T568A or T568B wiring configuration.



Step 4. Set the patch panel on a flat surface or mount in reverse on the bracket and terminate the conductors.

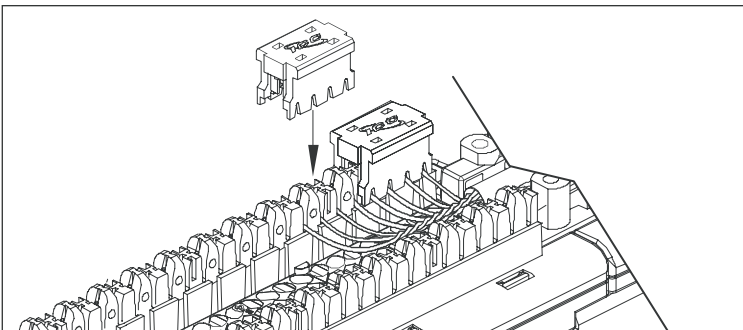


Step 5A. Single blade termination. **Step 5B.** 4-Pair termination.

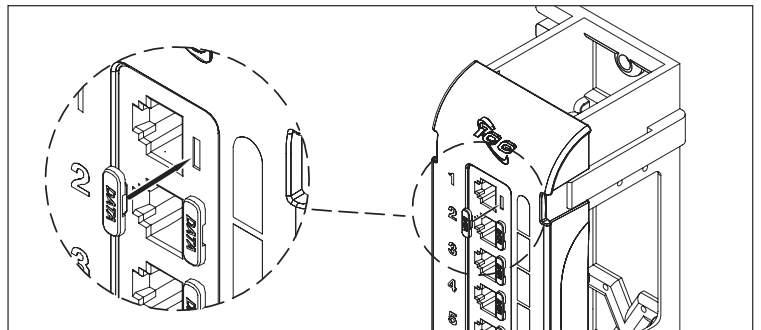


Step 6. Route cables through the top or bottom of the patch panel and secure the cable bundles with nylon cable ties.

OPTIONAL ACCESSORIES

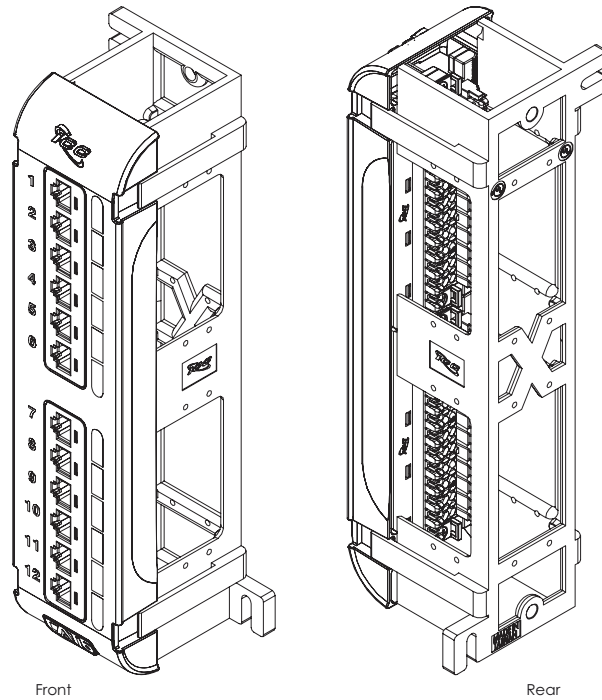


Optional. Use retention cap for extra protection or to prevent from dust.



Optional. Identify each port with colored icons.

12-Port CAT 6 & CAT 5e Vertical Data Patch Panels



Front

Rear

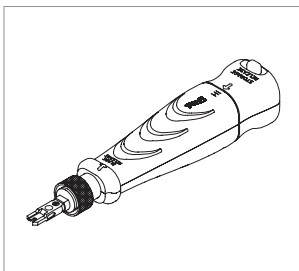
Item No.	Description
ICMPP12V60	CAT 6, 12-Port, Single-Pack
ICMPP1260V	CAT 6, 12-Port, 6-Pack

Item No.	Description
ICMPP12V5E	CAT 5e, 12-Port, Single-Pack
ICMPP125EV	CAT 5e, 12-Port, 6-Pack

F E A T U R E S & B E N E F I T S

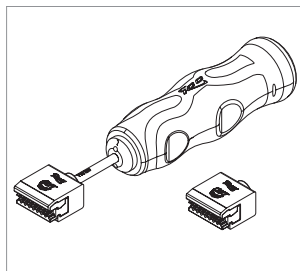
- Exceeds ANSI/TIA/EIA-568 connecting hardware requirements
- 110 IDC termination for reduced installation time and improved wire retention
- Meets FCC Part 68, 50 micro inch gold plating on all modular contacts for corrosion resistance and multiple insertions
- UL listed

O P T I O N A L A C C E S S O R I E S



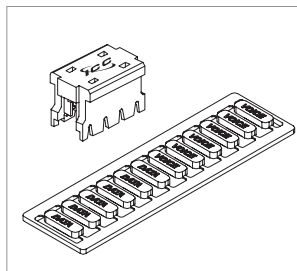
Single Blade Punch-Down Tool
ICACSPDT00

- Designed for both 110-type IDC & 66 single-wire termination
- Both blades included
- Adjustable impact settings
- Comfortable grip



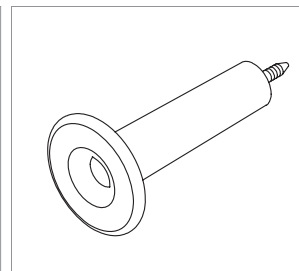
110 4-Pair Punch-Down Tool
ICACSPDT4P 4-Pair Tool
ICACS04PH5 Replacement Blade

- Trims wires simultaneously
- 50 kgs impact force
- Anti-slip rubber grip



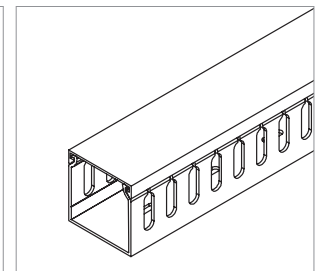
Retention Caps & Color Icons
IC110TC450 Caps, 50 pcs

- Secures terminated wires
- ICMPPSCixx*** Voice & Data, 6 ea
- ICMPPICDxx*** Data, 12 pcs
- ICMPPICVxx*** Voice, 12 pcs
- Color icons for identifying ports
- Each set includes 12 icons



Cable Management Spools
ICACSWDS20 With screw
ICACSWDS10 Without screw

- Retains and guides cables
- 10 pcs./Pack



Wall Ducts
ICRWL226xx* 1 ft., 2"W x 2"H

- Slotted style design for cables
- Various exit and entry locations
- Includes slide-on cover
- Order by 6 ft. increments

888-ASK-4ICC

csr@icc.com

icc.com