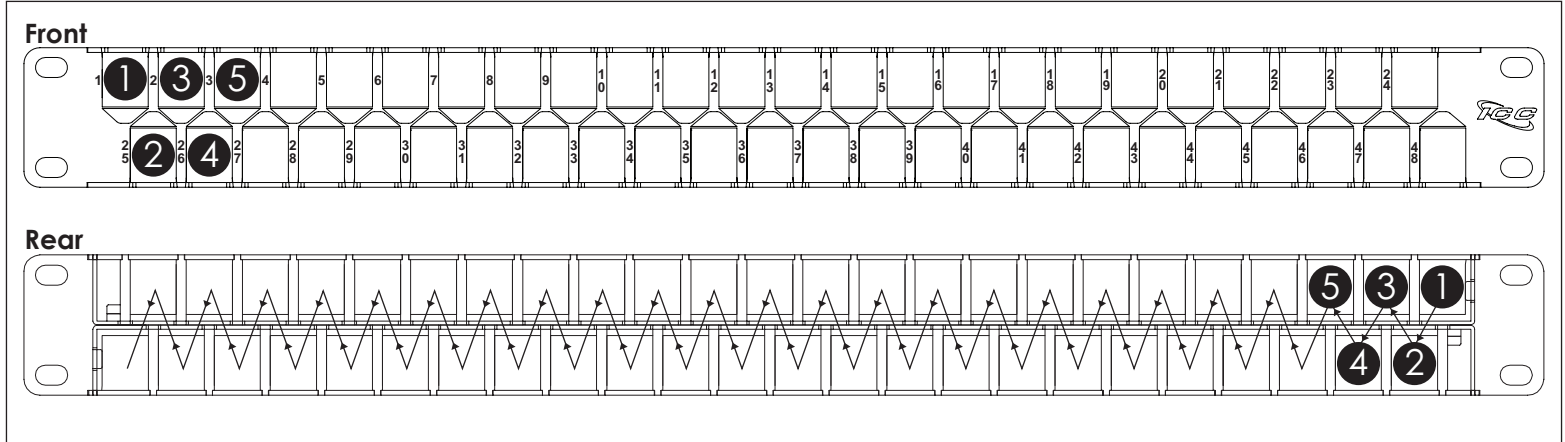




48-Port HD Blank Patch Panel, 1 RMS

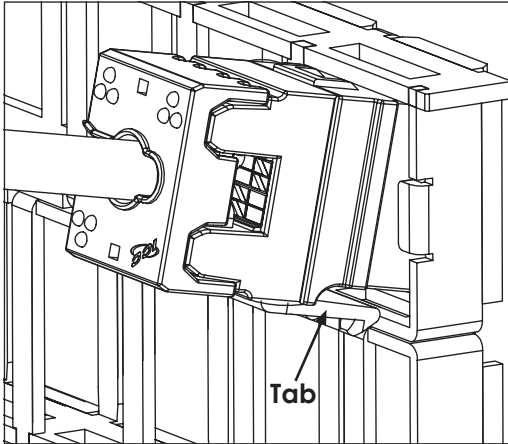
INSTALLATION INSTRUCTIONS

IMPORTANT: Before you start, please carefully plan the entire panel's layout. Removing the connectors can be very difficult.

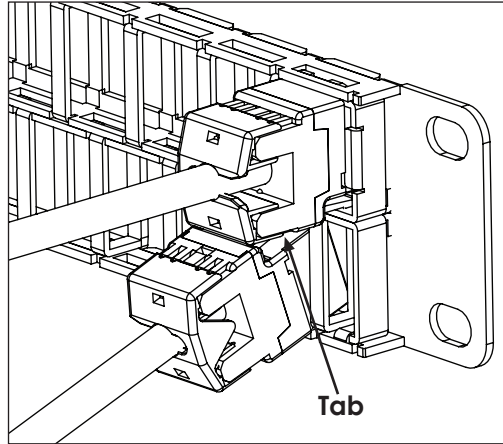


Step 1. Insert connectors into the patch panel in staggered order. For example, start with Port 1, then Port 25, then Port 2, then Port 26, and so on.

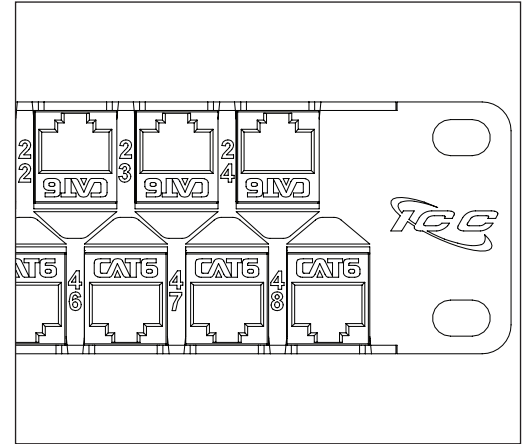
How to Install Connectors



Step 2A. Insert the top row by tilting up 45 degrees with the tab down.

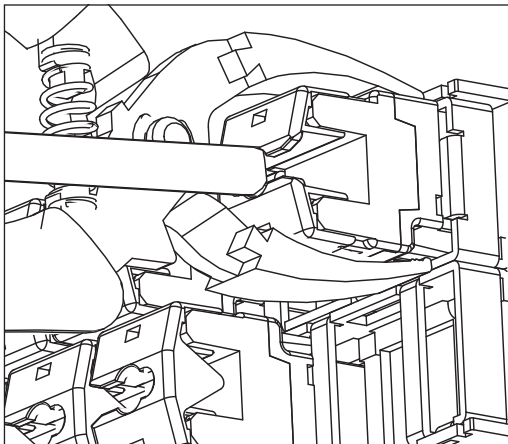


Step 2B. Insert the bottom row by tilting down 45 degrees with the tab up.

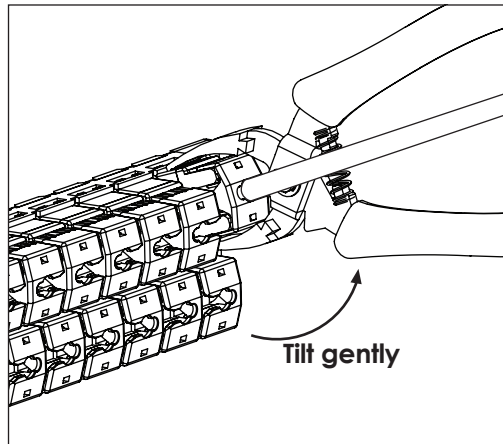


The upper row of the connectors are installed upside down.

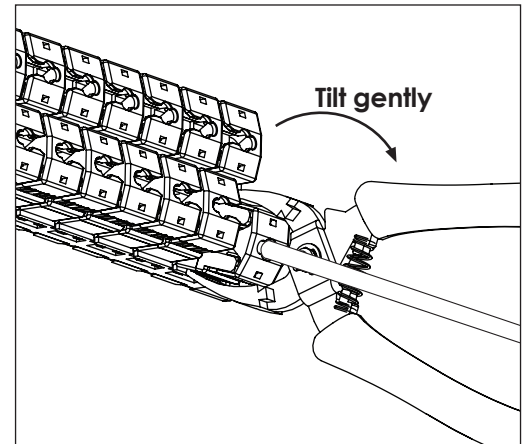
How to Take Out Connectors with the Connector Removal Tool



Step 1. Clamp the tool onto the connector. Note: Connector will break if tool is not placed properly onto the tab.



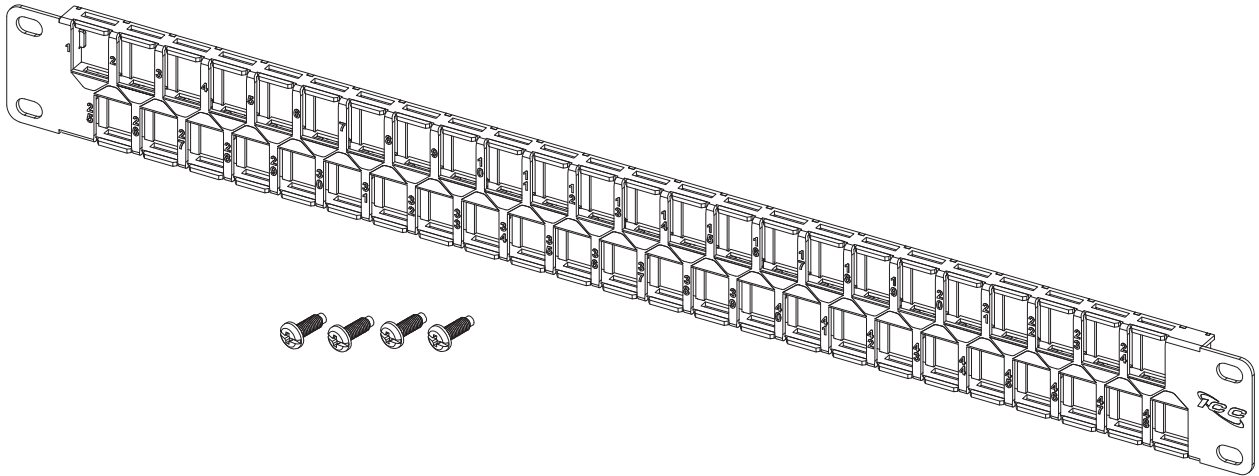
Step 2A. To remove connectors from the top row, squeeze the tab and tilt the tool gently and slightly upward.



Step 2B. To remove connectors from the bottom row, squeeze the tab and tilt the tool gently and slightly downward.

48-Port HD Blank Patch Panel, 1 RMS

I N S T A L L A T I O N I N S T R U C T I O N S

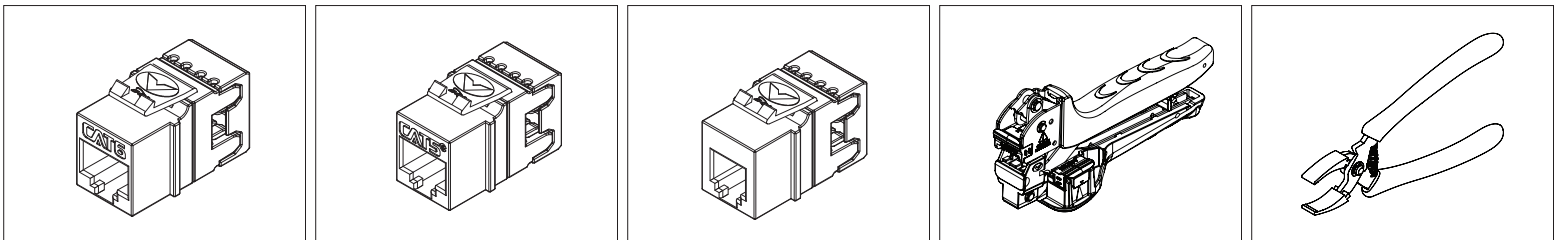


Item #	Description	Screws
IC107BP481	48-Port HD Blank Patch Panel, 1 RMS	(4) #12-24

F E A T U R E S A N D B E N E F I T S

- High density (HD) design maximizes connectivity within each rack mount space
- Steel construction for strength and long lasting use
- Configurable with all of ICC's HD data, voice, audio, video and fiber optic modular connectors
- Modular connectors mount flush with the front of the panel
- Designed with staggered ports, so patch cords can be installed and removed easily

O P T I O N A L A C C E S S O R I E S



CAT 6 HD Modular Connector

IC1078F6xx¹ CAT 6, HD
IC107F6Cxx² ValuePack, 25pcs.

CAT 5e HD Modular Connector

IC1078F5xx¹ 1 piece
IC107F5Cxx² ValuePack, 25pcs.

Voice HD Modular Connector

IC1076F0xx¹ 1 piece
IC1076FCxx³ ValuePack, 25pcs.

JackEasy™ Termination Tool

ICACSPDTEH
• Terminates HD & EZ connectors
• Cuts all 4 pairs or wires
• Blades included

Connector Removal Tool

ICACSP481
• Removes modular connectors

¹Color (xx)= AL, BK, BL, GN, GY, IV, OR, PR, RD, WH, YL

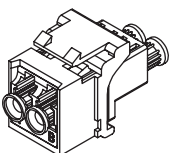
²Color (xx)=BK, BL, IV, OR, RD, WH

³Color (xx)=IV, WH

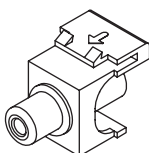
Color Key: **AL**-Almond, **BK**-Black, **BL**-Blue, **GN**-Green, **GY**-Gray, **IV**-Ivory, **OR**-Orange, **PR**-Purple, **RD**-Red, **WH**-White, **YL**-Yellow

Compatible Modules

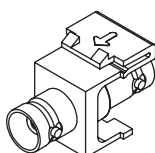
Fiber Optic



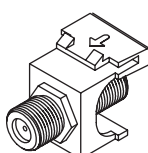
RCA



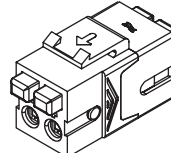
BNC



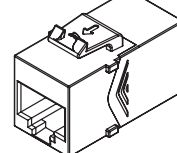
F-Type



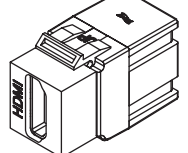
Audio Speaker



Coupler



HDMI



888-ASK-4ICC

csr@icc.com

icc.com