



# Category 6A 10G 110-Type UTP 24 & 48-Port Patch Panels

## INSTALLATION INSTRUCTIONS

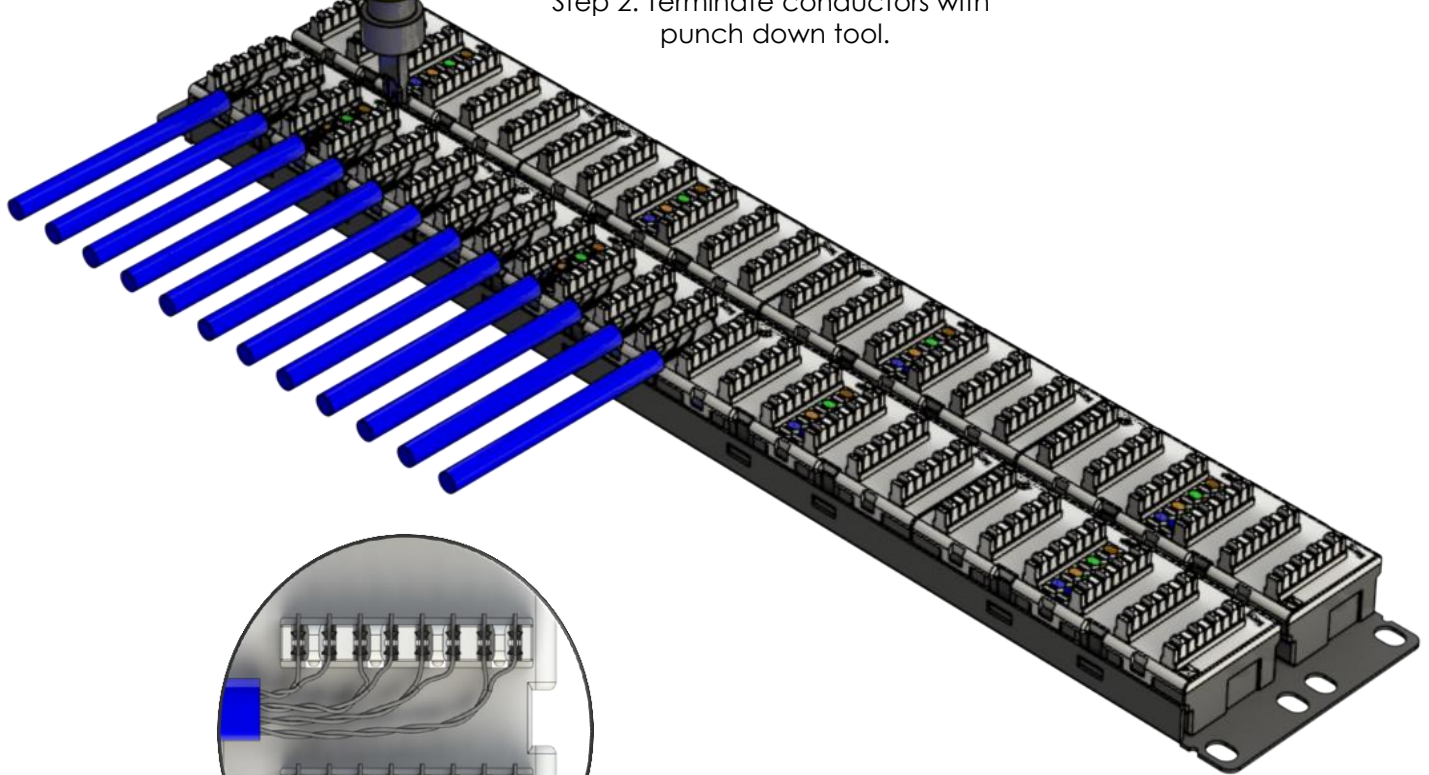
Single Blade  
Punch Down Tool



Step 1. Choose between  
T568A or T568B wiring configuration.

<u>T568A</u>		<u>T568B</u>	
WHITE/BLUE - 5		- WHITE/BLUE	
BLUE - 4		- BLUE	
WHITE/GREEN - 1		- WHITE/ORANGE	
GREEN - 2		- ORANGE	
WHITE/ORANGE - 3		- WHITE/GREEN	
ORANGE - 6		- GREEN	
WHITE/BROWN - 7		- WHITE/BROWN	
BROWN - 8		- BROWN	

Step 2. Terminate conductors with  
punch down tool.



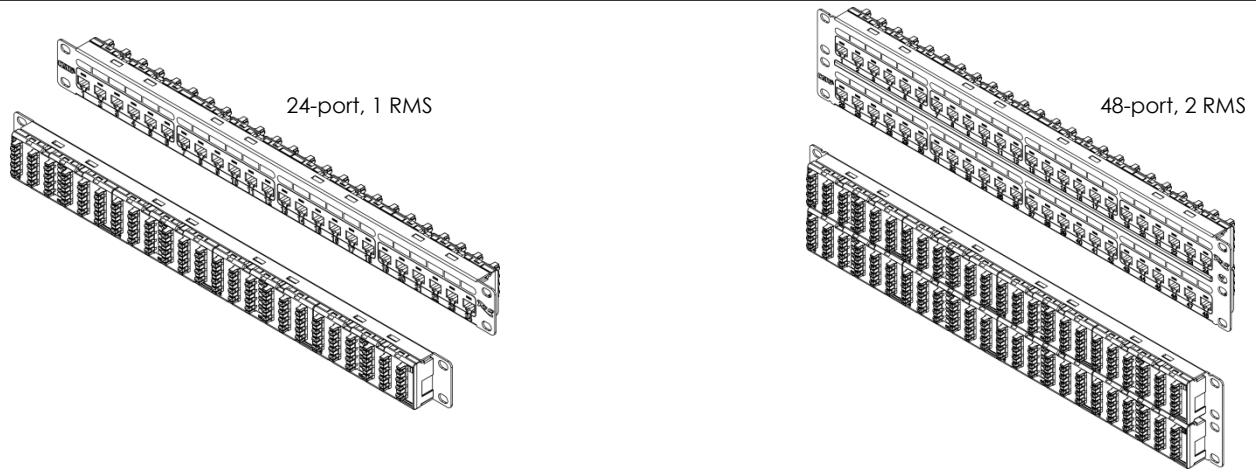
Note: 0.50" Max. Untwist

888-ASK-4ICC

csr@icc.com

icc.com

# Category 6A 10G 110-Type UTP 24 & 48-Port Patch Panels

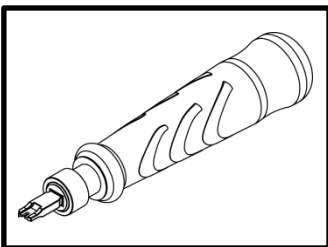


Part No.	Description	No. of Parts	Height (H)	#12-24 Screws
ICMPP0246B	CAT 6A 10G UTP Patch Panel, 24-Port, 1 RMS	24	1.75"	4
ICMPP0486B	CAT 6A 10G UTP Patch Panel, 48-Port, 2 RMS	48	3.47"	4

## FEATURES & BENEFITS

- Vertical 110-Type IDC connections help speed up installation and reduce potential Alien Crosstalk (ANXT)
- Enhanced crosstalk cancellation and reduced return loss for high bandwidth network requirements
- Exceeds ANSI/TIA-568 CAT 6A (10G) connecting hardware Component Rating requirements
- 110-Type IDC termination help reduce installation time and improve wire retention
- 50 micro inch gold plating on all modular contacts to protect from corrosion
- Mounts on industry standard 19" wide racks or equipment
- T568A or T568B wiring schemes; **not compatible with 110-Type patch plug**
- UL® listed

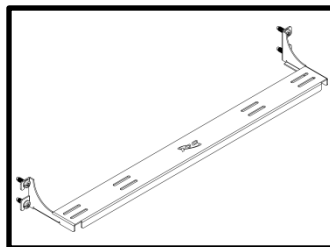
## OPTIONAL ACCESSORIES



### Punch-Down Tool

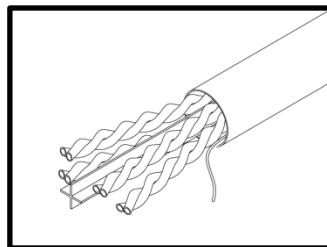
**ICACSPDT00** Single Blade

- High and low impact setting
- Designed for both 110 and 66 single wire termination
- Includes 110 and 66 blade



### Cable Management Bar

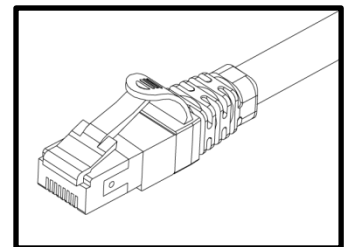
**ICCMSFCMC3** 3" Deep, 6 PK  
**ICCMSRCMC5** 5" Deep, 6 PK



### CAT 6A Premise Cable

**ICCABP6Axx<sup>1</sup>** UTP/CMP  
**ICCABR6Axx<sup>1</sup>** UTP/CMR  
**ICCABP6FBL** FTP/CMP  
**ICCABR6FBL** FTP/CMR  
 • 650 MHz, 4-Pair, 23 AWG  
 • Solid copper cable  
 • 1000 feet per reel

Color (**xx<sup>1</sup>**) = WH, BL



### CAT 6A FTP Patch Cords

**ICPCSGzzxx<sup>2</sup>**

- 4-Pair, 26 AWG
- Stranded conductors
- Shielding 360 ° to protect from EMI
- Factory tested and wired T568

Length (**zz<sup>1</sup>**)=03, 05, 07, 10, 15, 25 feet

Color (**xx<sup>2</sup>**) = WH, BL, YL, BK

888-ASK-4ICC

csr@icc.com

icc.com