

Category 5e HD Modular Connector, 10 Pack

Package Includes:

- A. CAT 5e HD Module, **10 Pieces**
- B. Wiring Cap, **10 Pieces**



Features and Benefits

- CAT 5e rated connectors provide excellent performance for data networks requiring maximum speed and bandwidth.
- PCB technology provides maximum performance and superior signal quality.
- Enhanced crosstalk cancellation reduces return loss and improves performance by rejecting noise and unwanted signals.
- Exceeds ANSI/TIA-568.2-D requirements for permanent, channel link and component Performances.
- Engineered to provide 110 IDC termination reducing installation time
- Reduced rear footprint allows for greater connectivity density and provides for more port configurations in smaller area
- Includes an integrated TIA-568A/B color wiring diagram
- Backwards compatible to all lower rated category components
- Compatible with all IC107 faceplates, inserts, surface mount boxes, and blank patch panels
- Used with ICC Category 5e ICPCSP series patch cords, JackEasy™ Termination Tool ICACSPDTEH, and 110 punch down tool ICACSPDT00
- Available in White, Blue, Black, Ivory & Orange
- UL 1863 compliant
- Country Of Origin: Tawian
- TAA Compliant

Note:

Check faceplates, inserts, surface mount boxes, bezel, or blank patch panel part for compatibility

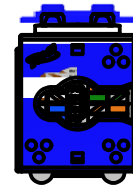
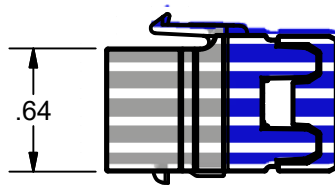
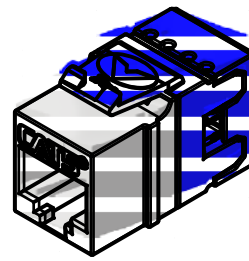
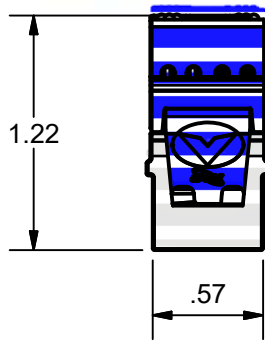
Part No: IC107F5TXX

Rev: B

Page 1 of 2

icc.com | cs@icc.com





CAT 5e Connecting Hardware Requirements										
Frequency (MHz)	1.0	4.0	8.0	10.0	16.0	20.0	25.0	31.25	62.5	100
NEXT Loss (dB)	65.0	65.0	64.9	63.0	58.9	57.0	55.0	53.1	47.1	43.0
FEXT Loss (dB)	75.1	63.1	57.0	55.1	51.0	49.1	47.1	45.2	39.2	35.1
RETURN Loss (dB)	35.0	35.0	35.0	35.0	35.0	34.0	32.0	30.1	24.1	20.0
Insertion Loss (dB)	0.10	0.10	0.10	0.10	0.20	0.20	0.20	0.20	0.30	0.40

NOTE: UNLESS OTHERWISE SPECIFIED

CAT 5e Module:

A. Electrical:

- I. Current Rating: 1.5 AMPS
- II. Insulation Resistance: 500 MOHMS Min
- III. Contact Resistance: 20 MOHMS Max
- IV. DC Resistance: 0.1 OHM Max

B. Mechanical:

- I. Plug Insertion & Contact Force
 - A. Plug Insertion Life: 750 Cycles Min
 - B. Plug & Jack Contact Force: 100 Grams Min
- II. Using FCC approved plug
 - A. Plug Retention Force: 50N (11 LBS) for 60s ± 5s
 - B. Temperature: -40° to 150°F (-40° to 68°C)

C. Physicals:

- I. Housing: High Impact, Flame Retardant Plastic, UL 94V-0
- II. Jack Wiring: Phosphor Bronze Alloy Plated with 50 µin of Gold over 70~100 µin of Nickel
- III. Connector: Insulation Displacement Connector (IDC)
- IV. Accepts 22~24 AWG Solid Wire

D. Colors: XX: WH-White, BL-Blue, BK-Black, IV-Ivory, OR-Orange

WIRING DIAGRAM



Part No: IC107F5TXX

Rev: B

Page 2 of 2

icc.com | cs@icc.com

