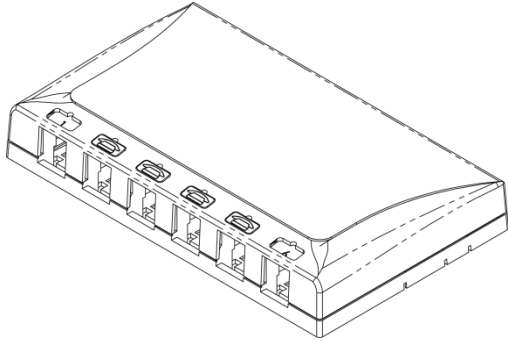




# 6-Port Elite Surface Mount Box

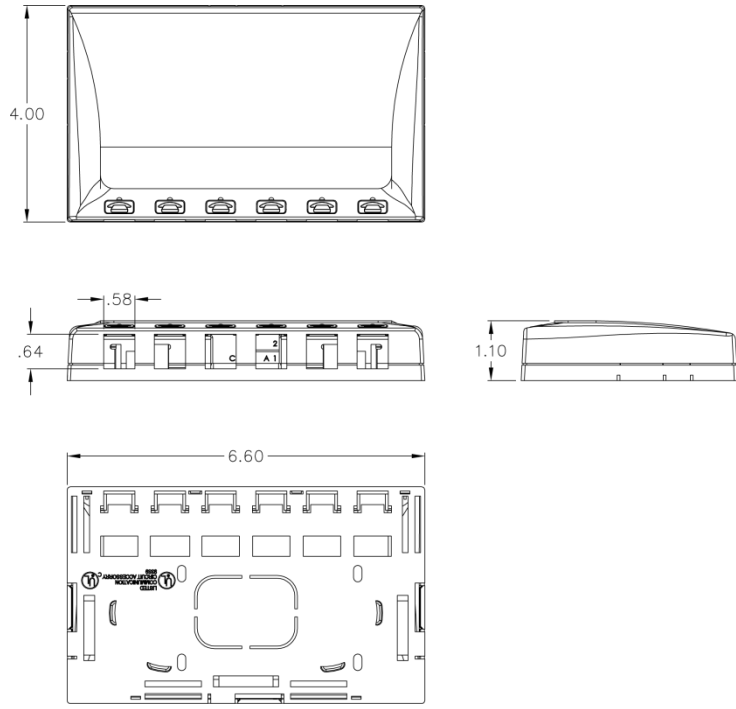


## Package Includes

- A. Elite Surface Mount Box Cover, **1 Piece.**
- B. Elite Surface Mount Box Base, **1 Piece.**
- C.  /  Icon, **6 Pieces**
- D. Double Sided Adhesive Strip, **3 Pieces.**
- E. 4" Cable Tie, **3 Pieces.**
- F. #6-32 x 3/4" Pan Head, Sharp Point Tapping Screw, **2 Pieces.**

## Features and Benefits

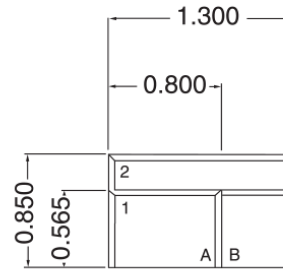
- Provides a clean modular surface mount outlet solution of voice, data, and other communication needs to the work area for commercial or residential applications
- Multiple mounting options including adhesive backings, screws, and magnets
- Rugged and durable construction
- Easy system administration with use of enclosed icons
- Raceway knockouts integrate with raceway systems
- Used with ICRW11 and ICRW12 raceway systems
- Accommodates a wide variety of easy to snap-in modules, providing configuration flexibility
- Accepts all IC107 modules
- Not compatible with USB and HDMI coupler modules due to the size of the USB and HDMI cable connector end
- ANSI/TIA-568-C and UL 1863 compliant



**Specifications**

- Material: ABS, UL 940V-0
- Surface Finish: Texture
- Color: xx: IV-Ivory, WH-White, GY-Gray

**Raceway Knockout Charts**



IC108SB2  
 IC108SB4  
 IC108SB6

