

## 20" Deep Double Sided Rack Shelf, 2 RMS, 2 PK



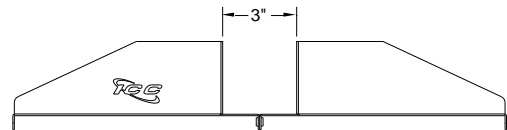
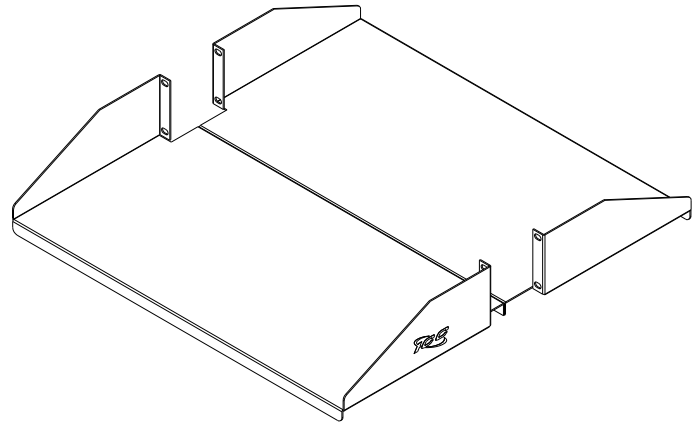
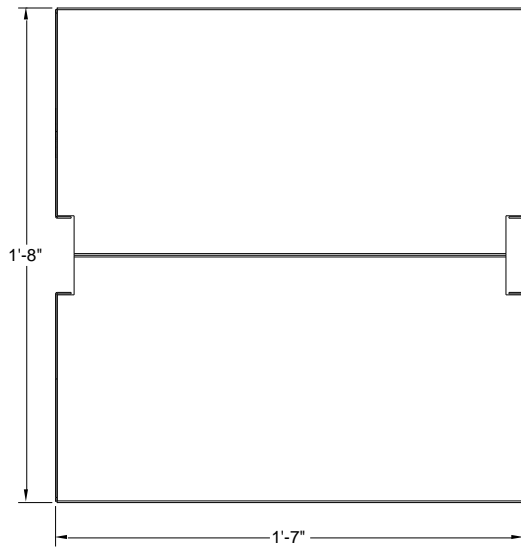
### Package Includes

- A. 20" Deep Double Sided Rack Shelf, 2 PCS
- B. #12-24 x 5/8" Pan Head, Pilot Point Machine Screw, 16 pcs

### Features and Benefits

- Designed with durable steel construction, black textured powder coated, supports bigger and heavier equipment, up to 125 lbs. load capacity
- Designed to fit standard 19" racks and cabinets with 3" deep side rails
- Used with all ICCMSR19xx 2-Post Distribution Racks and ICCMSR4P84 4-Post Distribution Rack
- Shipped two halves 10" shelves, Joined by mounting screw.
- 2 rack mount spaces (RMS)
- 20" deep double-sided solid bottom shelves support bigger and heavier equipment

## Product Specification



### **NOTE: UNLESS OTHERWISE SPECIFIED**

1. MATERIAL: 16 GA CRS
2. SURFACE FINISH: BLACK TEXTURED POWDER COAT