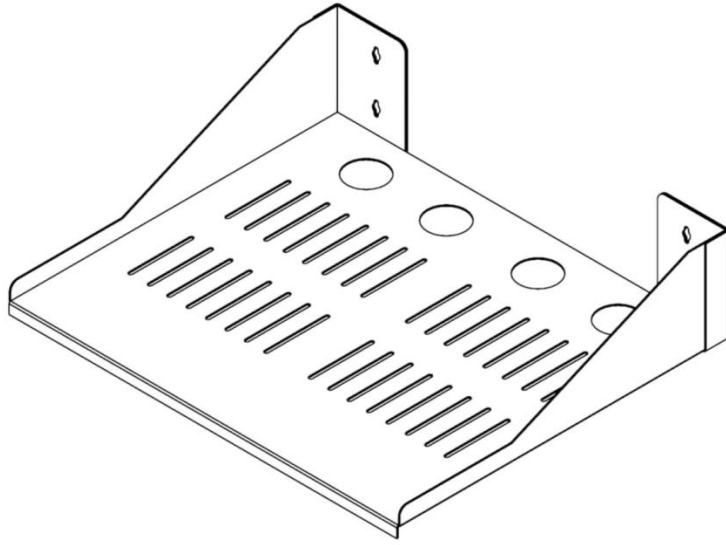


## 20" Width Wall Mount Shelf, 2PK

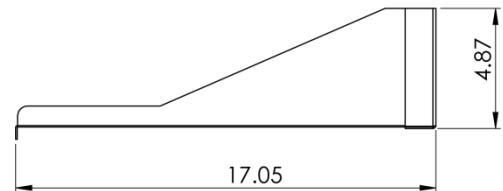
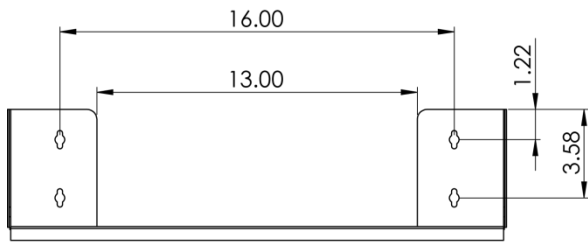
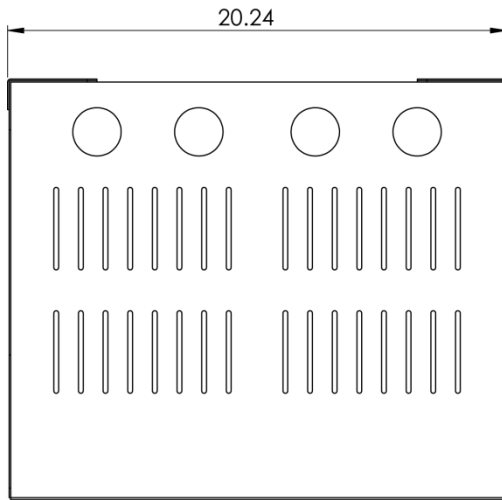
### Package Include:

A. 20" Width wall mount shelf, 2 Piece



### Features and Benefits

- Made of with durable steel and black textured powder coated
- Supports 125 lbs. load capacity
- Provides air flow to ventilate mounted equipment with more depth capacity
- Package includes two shelves



**Specifications**

- Material: 16 GA CRS
- Surface Finish: Black Powder Coat
- Size: 5" Height x 20" Width x 17" Depth

