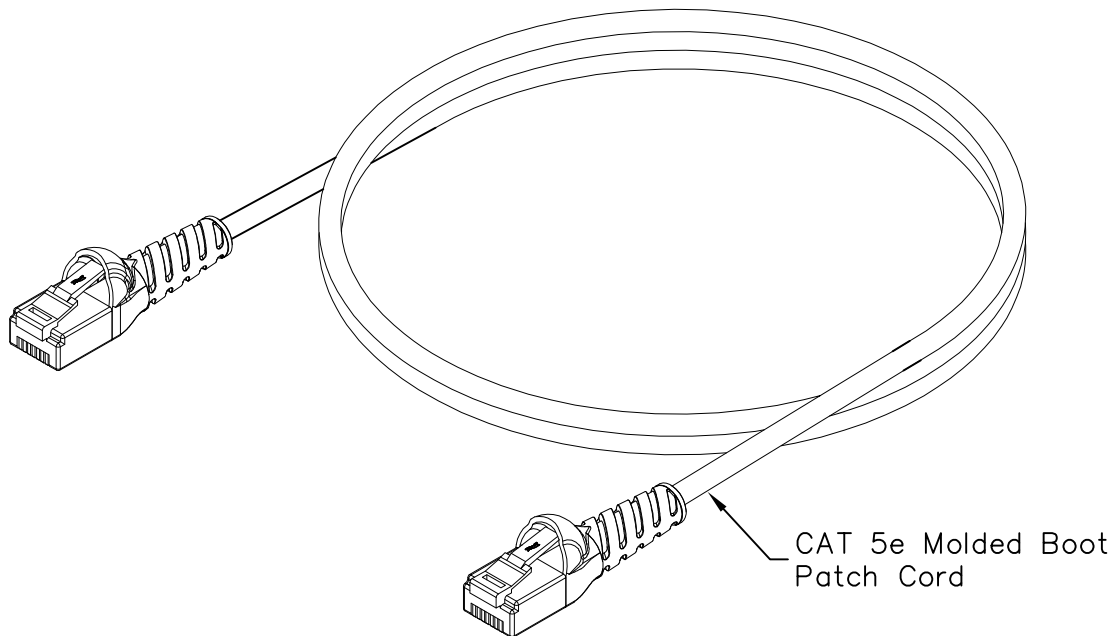


# Category 5e Molded Boot Patch Cord 25 Pk

## PRODUCT SPECIFICATION

### Package includes:

A. CAT 5e Molded Boot Patch Cord, 25 pcs



### Features and Benefits:

- Performance, design, and value.
- 100 % Factory Tested , 50 Micro Inch Gold plated contacts .
- Exceeds ANSI/TIA-568-C requirements for permanent, channel link and component performances.
- Ultra Slim Low Profile boots for high density applications, no width wasted on boot.
- Backwards compatible to all lower rated category components.
- Constructed with Ultra Flexible, EZ release, Snag Free Molded Strain relief .
- Stranded 24 AWG copper wire (No substandard tinned copper materials used) .
- Safety: UL 1863 compliant with 94V-0 rated plugs, CSA, CMG, FT4 Flame rated.
- Available in blue.
- Available in 5 lengths (1, 3, 5, 7, 10 ft).

### PATCH CORD, CAT 5e, MOLDED, 25 PK

ITEM NO. SEE DETAIL ON PAGE 2

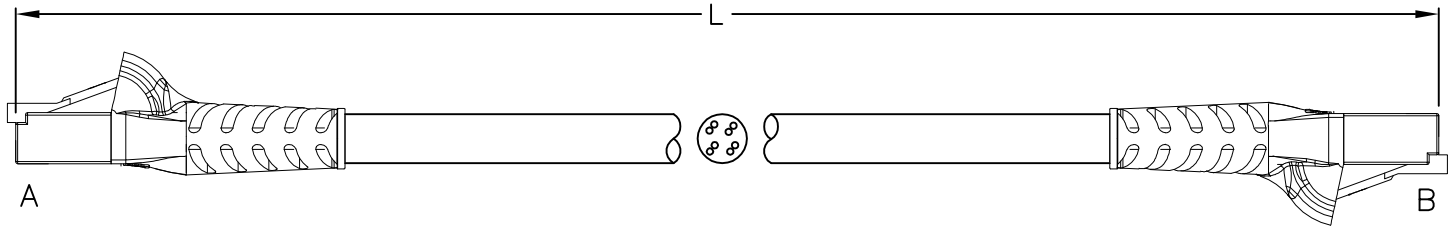
REV. B

DWG NO. PSPCSC0000

PAGE NO. 1



CUSTOMER CARE / TECHNICAL SUPPORT \* CSR@ICC.COM / 888-ASK-4-ICC (275-4422) \* 2100 E. Valencia Dr, Suite D, Fullerton, CA 92831 \* www.icc.com



WIRING DIAGRAM		
PLUG A	PLUG B	COLOR
1	1	WHITE/ORANGE
2	2	*ORANGE
3	3	WHITE/GREEN
4	4	*BLUE
5	5	WHITE/BLUE
6	6	*GREEN
7	7	WHITE/BROWN
8	8	*BROWN

\* A WHITE MARKING IS OPTIONAL

ITEM NO.	L(FT)	TOLERANCE(IN)
ICPCSC01XX	1	+1.5 -0
ICPCSC03XX	3	+1.5 -0
ICPCSC05XX	5	+2 -0
ICPCSC07XX	7	+2 -0
ICPCSC10XX	10	+3 -0

**NOTE: UNLESS OTHERWISE SPECIFIED**

1. ELECTRICAL/PHYSICAL:

A. CABLE:

TEMPERATURE RATING, MAX 75°C  
 WT./M/ NOM, NET 20.0 LBS  
 CAPACITANCE, MUTUAL 17.1 PF/FT AT 1 MHZ  
 DIELECTRIC WITHSTANDS, MIN 1000V RMS  
 VOLTAGE RATING, MAX 30V  
 D.C. RESISTANCE, MAX 28.6 OHMS  
 IMPEDANCE, CHARACTERISTIC, NOM 100.0 OHMS +/-15 @ 1 MHZ TO 100 MHZ

B. MODULAR PLUG:

UL APPLICATIONS: 250 VOLTS MAX, AT 2 AMPS  
 RESISTANCE OF INSULATION: 500 MEGOHMS  
 RESISTANCE OF TERMINATION: 35 MILLIOHMS MAX AFTER 20°C  
 DIELECTRIC WITHSTANDING VOLTAGE: 500 VOLTS AC

2. MATERIAL & FINISH:

A. CABLE: CAT 5e PATCH CABLE

B. JACKET: MATERIAL: PVC

OVERALL DIAMETER: 0.204" +/-0.008"

AVERAGE THICKNESS: 0.020"

INSULATION: MATERIAL: HIGH DENSITY POLYETHYLENE

OVERALL DIAMETER: 0.038"

AVERAGE THICKNESS: 0.007"

TYPE CMG FT4

CONDUCTOR: 24 AWG (7X32) UL RATED, BARE COPPER WIRE, STRANDED

PERFORMANCE RATING: CATEGORY 5e

C. MODULAR PLUG: UL AND cUL RECOGNIZED

HOUSING: POLYCARBONATE, UL94V-0

COLOR: NATURAL

CONTACT: COPPER ALLOY

GOLD PLATING: 1.27 MICRONS/50µ MIN ON CONTACTS

MARKING: ICC LABEL ON RELEASE TAB

NUMBER OF CONTACTS: 8

PERFORMANCE RATING: CATEGORY 5e

3. STRAIN RELIEF:

A. MATERIAL: 70P PVC, UL94V-0

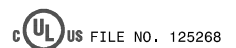
4. MECHANICAL:

A. CABLE-TO-PLUG TENSILE STRENGTH: 20 LBS [89N] MIN

B. DURABILITY: 200 MATING CYCLES MIN

5. COLORS: XX: BL-BLUE

CATEGORY 5e CHANNEL REQUIREMENTS										
FREQUENCY (MHz)	1.0	4.0	8.0	10.0	16.0	20.0	25.0	31.25	62.5	100.0
NEXT LOSS (db)	60.0	53.5	48.6	47.0	43.6	42.0	40.3	38.7	33.6	30.1
PSNEXT LOSS (db)	57.0	50.5	45.6	44.0	40.6	39.0	37.3	35.7	30.6	27.1
PSELFEXT LOSS (db)	54.4	42.4	36.3	34.4	30.3	28.4	26.4	24.5	18.5	14.4
ELFEXT LOSS (db)	57.4	45.4	39.3	37.4	33.3	31.4	29.4	27.5	21.5	17.4
RETURN LOSS (db)	17.0	17.0	17.0	17.0	17.0	17.0	16.0	15.1	12.1	10.0
INSERTION LOSS (db)	2.2	4.5	6.3	7.1	9.1	10.2	11.4	12.9	18.6	24.0



<b>PATCH CORD, CAT 5e, MOLDED, 25 PK</b>			
ITEM NO.	SEE DETAIL ABOVE		REV. B
DWG NO.	PSPCSC0000		PAGE NO. 2

CUSTOMER CARE / TECHNICAL SUPPORT \* CSR@ICC.COM / 888-ASK-4-ICC (275-4422) \* 2100 E. Valencia Dr, Suite D, Fullerton, CA 92831 \* www.icc.com