




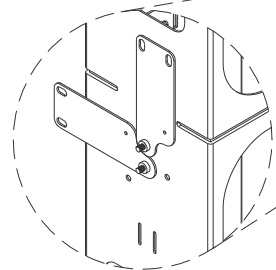
Vertical Metal Channel for 7' Rack, Side or Center Mount, 6"W x 6"D

INSTALLATION INSTRUCTIONS

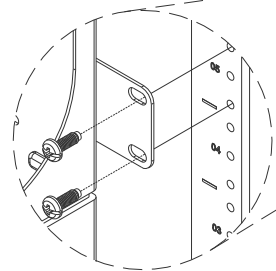
To install on the side of rack:



Step 1: Untighten bracket screw from the front and rotate 90 degree clockwise




Step 2: Tighten and lock bracket in keyed position

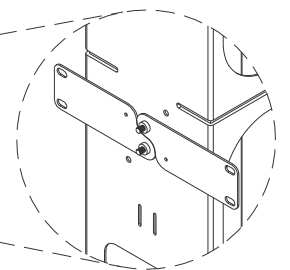


Step 3: Mount the channel to rack using Rack Screws **3** at Rack Mount Space 5, 18, 28, and 41.

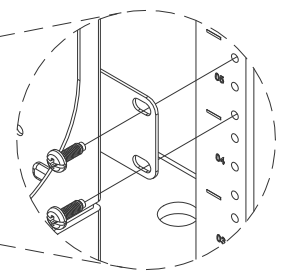
To install between racks:



Step 1: Untighten brackets screws from the front and rotate 90 degree clockwise



Step 2: Tighten and lock both brackets in keyed position



Step 3: Mount the channel to rack using Rack Screws **3** at Rack Mount Space 5, 18, 28, and 41.

cs@icc.com

icc.com



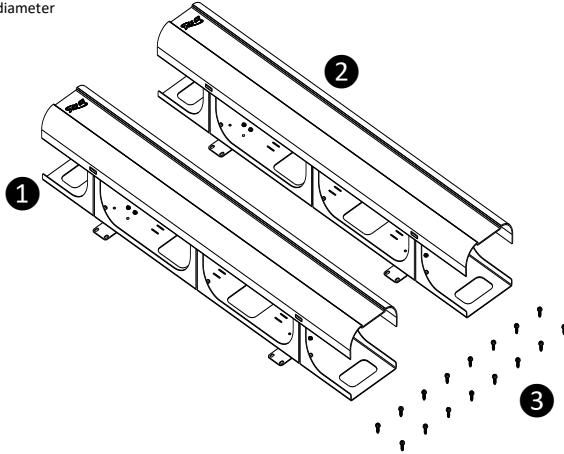
Vertical Metal Channel for 7' Rack, Side or Center Mount, 6"W x 6"D

INSTALLATION INSTRUCTIONS

ESTIMATED CABLE FILL CAPACITIES (60% FILL)

Feature	Channel Depth (WxD)	Usable Area (In ²)	CAT 5e (.18" OD)	CAT 6 (.20" OD)	CAT 6A (.34" OD)	Fiber (.079" OD)
6" Channel	5.66" X 5.63"	28.41 In ²	267	217	75	1400
Side	11.75" X 3.2"	35.38 In ²	333	270	93	1744
Large Pass-through	4" X 3.5"	13.76 In ²	129	105	36	678
Small Pass-through	3.5" X 2"	6.67 In ²	63	51	17	333

Capacities based on ICC's cable diameter



Part Number: ICCMSC42BK

Package Includes:

- ① 40" Vertical Metal Channel **2 Pieces**
- ② 40" 40" Vertical Plastic Channel Cover **2 Pieces**
- ③ #12-24 x 5/8" Pan Head, Pilot Point Machine Screw **16 Pieces**

Part Number: ICCMSC40BK

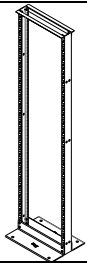
Package Includes:

- ① 40" Vertical Metal Channel **4 Pieces**
- ② 40" 40" Vertical Plastic Channel Cover **4 Pieces**
- ③ #12-24 x 5/8" Pan Head, Pilot Point Machine Screw **32 Pieces**

FEATURES AND BENEFITS

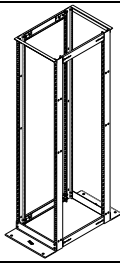
- Fits on the sides of individual racks but can also be used to join two distribution racks
- Equipped with feed-through holes on the back side for easier cable routing from front to back
- Mounting bracket is pre-installed to channel for easy installation of vertical channel
- Mount on the side or in between distribution racks
- Compatible with most TIA specification distribution racks
- Compatible with ICCMSR1948, ICCMSR1972, ICCMSR1984, ICCMSCMRH7, and ICCMSR4P84 Distribution Rack
- One part number one set includes instructions and hardware in one convenient package

OPTIONAL ACCESSORIES



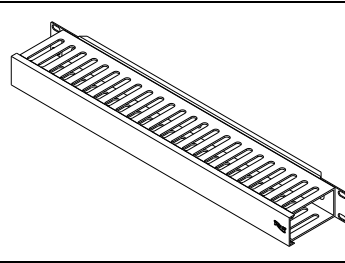
Two Post Distribution Rack

- ICCMSR1948** 4 Feet, 24 RMS
- ICCMSR1972** 6 Feet, 38 RMS
- ICCMSR1984** 7 Feet, 45 RMS
- Printed RMS numbering for easy installation
- Use with all ICC's rack mount products



Four Post Distribution Rack, 7'

- ICCMSR4P84**
- Adjustable from 27" minimum to 32" maximum depth
- Use with all of ICC's rack mount products



Horizontal Cable Management Panel

- ICCMSMA41** Front Single Sided, 1 RMS
- ICCMSMA42** Front Single Sided, 2 RMS
- Slotted ducts provide neat appearance
- Fits standard 19" racks and cabinets



Vertical Cable Management Panel

- ICCMSMA82** Double Sided, Center
- ICCMSMA83** Double Sided, Side
- ICCMSMA84** Double Sided, Flat
- Provides a neat and clean appearance

cs@icc.com

icc.com